





















Letters	Sounds	Key picture-words	Multi-sensory suggestions	Theme possibilities and further ideas	Literature and nursery rhyme suggestions	Possible long-term topic links
A a	/a/		Print with apples cut in half. Taste apples. Peel apples. Listen for the sounds from peeling, chopping and crunching. Use words like 'crisp', 'juicy', 'sweet', 'sour' and 'tastebuds'.	<b>'Eat an apple a day'</b> Visit an orchard. Visit a greengrocer's store. Link with harvest festival. Each bring an apple for a big fruit bowl. How are they different or the same? Talk about healthy eating. Chop apples for stewing. Cut pastry circles and spoon in apple for apple pies.	The Very Hungry Caterpillar (Eric Carle)  A was an Apple Pie	Food and harvest Autumn Keeping healthy
B b	/b/		Link the letter shape b with 'bat' (the down stroke) and 'ball' (bounce back up to form the round part).	<b>'Bat and ball'</b> Play with different types of bats and balls. Make up team games. Talk about 'teams' and healthy exercise. Watch older children play a cricket match or similar game.	Take Me Out to the Ball Game (Jack Norworth)  Big Bat, Cricket Bat Betty Botter Bought Some Butter	Sport Keeping healthy
C c	/k/		Talk about 'curls' and 'curves' when forming the letter shape and link to the shape of cats' bodies and tails.	<b>'Care for your cat'</b> Link with work on pets and how to care for pets –especially cats. Talk about domestic cats and big wild cats such as tigers, lions, leopards, cheetahs and find out more from information books. Cut furry fabric and make collages of pets.	Puss In Boots (various copies)  Ding Dong Bell Little Robin Redbreast Pussy Cat, Pussy Cat There was a Crooked Man I Love Little Pussy Six Little Mice	Animals Traditional tales
D d	/d/		Dig in the soil or sandpit. Talk about what is involved in the action of 'digging' and the tools we can use for digging.	<b>'Dig deep down'.</b> Discuss the many ways we 'dig' – for laying pipes, cultivating fields and gardens, building roads, foundations for buildings. Select different types of seeds and use trowels to plant them. Play with diggers. Talk about different animals that dig and why.	Farmer Duck (Martin Waddell)  Mary, Mary, Quite Contrary Five Fat Peas Oats and Beans and Barley Grow	People who help us Food and harvest Spring and new growth Animals




<p>E e /e/</p>		<p>Eggs can fill 'empty' tummies. Paint, or draw with felt pens on hard-boiled eggs. Draw round egg shaped templates and do looping writing patterns.</p>	<p><b>'Eggs are excellent'</b> Cook with eggs. Prepare sandwiches with sliced, or mashed, hard-boiled eggs. Use as an ingredient for baking or making pancakes (link with 'p'). Balance plastic or hard-boiled eggs on spoons for play races. Learn about different animals that can lay eggs.</p>	<p>Jack and the Beanstalk (Ian Beck)  Humpty Dumpty Hickety Pickety</p>	<p>Food and farms Spring and new growth Animals and babies</p>
<p>F f /f/</p>		<p>Drop feathers and watch them 'float' down. Print with feathers. How do they 'feel'. Write with feathers like a 'quill' (link with 'qu').</p>	<p><b>'Feathers help flying'</b> Talk about birds and feathers. Examine different types and sizes of feathers. Learn all about birds' life cycles. Possible link with 'e' for egg. Learn about different birds in different parts of the world. Make a bird collage with real feathers.</p>	<p>Owl Babies (Martin Waddell)  Two Little Dickie Birds Five Little Ducks Once I saw a Little Bird</p>	<p>Spring and new growth Animals and birds</p>
<p>G g /g/</p>		<p>Talk about who is a girl and who is a boy – and how mothers and ladies are grown-up, or adult, girls etc.</p>	<p><b>'Do you know a giggly girl?'</b> Link with a topic all about ourselves and our bodies. Discuss who is taller, what colour hair and eyes we have etc, and look at general differences. Do hand and foot printing. Create collage faces on paper plates.</p>	<p>All About Me (Anthea Sieveking)  There was a Little Girl who had a Little Curl Polly Put the Kettle On Lucy Locket Little Bo-Peep Mary had a Little Lamb</p>	<p>All about me Keeping healthy</p>
<p>H h /h/</p>		<p>Role play wearing different hats. Speak with different voices for different roles and characters. Draw and paint the characters with their hats on.</p>	<p><b>'Hats are for heads'</b> Discuss why people wear hats – sunhats, hard hats, warm hats, uniform hats, chef hats. Link with 'l' ladders (wearing hard hats for safety). Provide hats in the role play area. Set up a hat shop.</p>	<p>My Dressing Up Box (DK Readers)  Rub-a-dub-dub, Three Men in a Tub Pat-a-cake, pat-a-cake</p>	<p>People who help us Keeping healthy (health and safety)</p>



I i	/i/		<p>Talk about the names and features of insects. Look for insects and let them crawl on the children's hands.</p>	<p><b>'Insects are interesting'</b> Mini-beasts. When is a mini-beast not an insect? When it does not have six legs. Use magnifiers to look closely at insects. Make pebble beetles, sticking on 6 legs. As a contrast for what is NOT an insect, make spiders from black play dough noting their 8 legs. Design dens for minibeasts with logs, sticks and leaves.</p>	<p>Billy's Beetle (Mick Inkpen)  Oh Ladybird, so small, so fair Ladybird, Ladybird</p>	<p>Minibeasts Habitats</p>
J j	/j/		<p>Use a hand-juicer to make orange juice to fill a jug.</p>	<p><b>'Jiggle the juice in the jug'</b> Link with 'o' for orange. Have a tea-party with orange jelly and orange juice – and jam donuts or jam on bread. Provide pouring opportunities with different sized jugs in the water area. Compare 'liquids' with 'solids'.</p>	<p>Oliver's Milkshake (Vivian French)  Jack and Jill went up the Hill (thinking of the /j/ sound and also containers that carry water)</p>	<p>Food and harvest Keeping healthy</p>
K k	/k/		<p>Use items from the 'craft kit' to make a collage of a sewing kit! Use shiny paper or foil for the collage scissor blades.</p>	<p><b>'Find kit for the kits'</b> Find items for different types of kits and introduce new words – craft kit (glue, scissors, beads, feather, felt); first aid kit (plasters, small scissors, tweezers, bandage); sports kit (bats, balls, stumps, team bibs). Link to study of clothing for special occasions, looking at how they have been sewn together.</p>	<p>The Emperor's New Clothes (various versions)  This is the Way We... (wash our face – use the prop of a toilet kit with flannel, soap, toothbrush, comb etc.) Here we go Round the Mulberry Bush</p>	<p>Celebrations (personal such as 'birthday', seasonal, cultural) People who help us – what is their 'kit'?</p>

<p>L l /l/</p>		<p>Play snakes and ladders. Make a giant painting of a snakes and ladders board to play on the floor with giant sponge dice.</p>	<p><b>'Long ladders lean on walls'</b> Talk about 'rungs' and the use of ladders and the materials they can be made from. Cut out different styles from catalogues. Role play being a plumber, builder, window cleaner. Watch an adult using one with safety precautions. Talk about health and safety. Link with 'h' hats. Cut art straws into different lengths and make ladders. Draw large ladders on the floor outdoors with chalk.</p>	<p>Through My Window (Tony Bradman)  Ladder Long</p>	<p>People who help us</p>
<p>Mm /m/</p>		<p>Study features of real maps. Make maps of an imaginary island or a place just visited. Draw a map in chalks on the playground.</p>	<p><b>'Marvellous maps'</b> History of map-making and the use of maps. Use in role play of transport and going on a journey. Follow a map of the route from home to school or the park. Create a travel agents in the role play area. Make a treasure map and 'age' it with tea-bags.</p>	<p>Mr Gumpy's Outing (John Burningham)  A Treasure Map The Wheels on the Bus (travel)</p>	<p>Where do we live? Vehicles for travel</p>
<p>N n /n/</p>		<p>Make a mini shooting net for the toys in the home-corner from a small bin, or beaker, and netting from fruit packaging stretched over the top.</p>	<p><b>'Not in the net yet?'</b> Talk about the material of 'netting' and about different types of nets – fishing nets, sports nets, hair nets. Use different nets to play shooting games – football net, basketball net, netball net. Go pond dipping – or create a pond from a large tub.</p>	<p>Lucy and Tom at the Seaside (Shirley Hughes)  One, Two, Three, Four, Five, Once we Caught a Fish Alive</p>	<p>Keeping healthy Minibeasts</p>

O o /o/		Peel oranges. Talk about segments, juice, pips, pith. Smell, taste and describe oranges. Make a collage of an orange tree. Sow the seeds – will they grow?	<b>‘Orange oranges’</b> Learn all about oranges, how they grow, where they grow, different types. Make a fruit salad which includes orange segments and sliced apple – link with ‘a’ apple. Link with ‘p’ pan and pancakes and put freshly squeezed orange juice on pan-tossed pancakes. Mix red and yellow paint together and observe how orange is made. Describe the shape of an orange as a sphere.	Handa’s Surprise (Eileen Browne)  Orange Delicious	Food and harvest Keeping healthy Celebrations
P p /p/		Play ‘restaurants’ with plenty of pots and pans. Wear chef hats and waiter/waitress hats and serve role-play customers. Link with ‘h’ hats	<b>‘Pots and pans’</b> Talk about pots and pans, what they are for, how they are made and from which materials. Watch an adult demonstration of cooking and talk about health and safety and different types of cookers and energy (gas, electric, microwave cookers). Taste what the adult has cooked. Talk about frying, boiling, steaming, roasting, baking. Link to local festivals and celebrations and regional ‘dishes’. Make collages of favourite dinners onto paper plates.	The Elephant and the Bad Baby (Elfrida Vipont and Raymond Briggs)  Five Fat Sausages I’m a Little Teapot Catch it if You Can Jack Sprat	Food and harvest Keeping healthy Celebrations Materials
Qu /kw/		Look at different types of fabrics – with different textures. Cut to make collage of a queen with the letter shapes coloured in gold beside it.	<b>‘Qualities of a queen’</b> Role play with dressing up, crowns etc. Talk about the bad queen in Snow White – why was she bad? What qualities would we hope that a queen would have? Do they know of a ‘real’ queen?	Snow White (various versions)  Lavender’s Blue Ip Dip, Sky Blue The Queen of Hearts Pussy Cat, Pussy Cat Sing a Song of Sixpence	Traditional tales Celebrations Materials

<p>R r</p> <p>/r/</p>		<p>Describe how rats are rodents and that they are regarded as pests. Get various squeaky toys and rattling toys and play listening games.</p>	<p><b>'Rats are rodents'</b> Pretend to be rats sneaking round the house. Play different types of music to suggest how they might move. Build up descriptive vocabulary e.g. quickly, quietly, carefully. Learn more about rats from information books.</p>	<p>The Little Red Hen (various versions) Dick Whittington (various versions) The House That Jack Built  Hickory, Dickory Dock Three Young Rats With Black Felt Hats</p>	<p>Traditional tales Animals and birds</p>
<p>S s</p> <p>/s/</p>		<p>Draw large scale s shapes on large paper. Decorate with various materials. Add eyes and tongue to turn into snakes.</p>	<p><b>'Slithering snakes'</b> Cut circles into spirals to make snakes which hang from the ceiling. Slide along the floor making snake movements – try sliding over obstacles to develop positional language (under, round, through, over, on top of, next to). Find out about snakes from information books. Make habitats (dens/houses) for toy snakes out of natural materials such as sticks, logs and leaves.</p>	<p>Walking Through the Jungle (Julie Lacombe) The Gruffalo (Julia Donaldson)  Slithering Sliding Sleek Snake</p>	<p>Jungle Animals and Birds Habitats</p>
<p>T t</p> <p>/t/</p>		<p>Talk about favourite teddies and describe them. Do the children know any famous teddies? Have a Teddy Bears' Picnic.</p>	<p><b>'Why does my Teddy gets tatty?'</b> Talk about why some teddies get very tatty (because they are often a favourite toy). Put all the favourite teddies together. Hide a teddy in a different place every day and make up stories about how he got there and what he had been doing. Use pieces of fur to make teddy faces, sticking eyes and ears on.</p>	<p>This is the Bear (Sarah Hayes)  Round and Round the Garden Teddy Bear, Teddy Bear</p>	<p>All about me Where do we live? Materials</p>

<p>U u /u/</p>		<p>Take opportunities on rainy days to go outside with umbrellas. Listen to splashing sounds on rainy days. Practise putting umbrellas 'up' safely.</p>	<p><b>'Under my umbrella'</b>          Look at wet weather clothing. Investigate things that are waterproof. Wear wellingtons and walk in puddles. Look at footprints made by wet boots. Make ice cream and fruit sundaes with the children and put cocktail umbrellas in them. Talk about the difference between an umbrella and a parasol including the different materials they might be made from.</p>	<p>Alfie's Feet (Shirley Hughes)           Doctor Foster          Rain, Rain, Go Away          I Hear Thunder</p>	<p>Materials          The weather</p>
<p>V v /v/</p>		<p>Show children a real violin. In small groups, let them touch it and talk about what it is made from. Pluck and bow the strings to make sounds. Listen to recordings of violin music.</p>	<p><b>'Violins with vibrating strings'</b>          Listen to different musical instruments. Play listening games, identifying the sound. Make guitars from boxes and rubber bands. Make shakers with different things in such as rice and pasta, and talk about the different sounds they make. Introduce the idea of vibrations.</p>	<p>Animal Orchestra (Little Golden Book series -Ilo Orleans)           Old King Cole</p>	<p>Sound          Musical instruments</p>
<p>Ww /w/</p>		<p>Look for spiders webs. Talk about what they are, how the spider spins the web and why. Find out about spiders in information books.</p>	<p><b>'Wonderful webs'</b>          Take photographs. Make model spiders from playdough. Paint spiders webs in pva glue on acetate, and display on windows. Use thread or wool to make an imitation spider's web. Create collage flies and spiders for the web.</p>	<p>The Very Busy Spider (Eric Carle)           Little Miss Muffet          Incy Wincy Spider</p>	<p>Minibeasts</p>

<p>X x /ks/</p>	<p>the last sound in 'fox'</p> 	<p>Talk about foxes and how they are often written about as 'crafty' characters in stories.</p>	<p>'A <b>vixen</b> is a female fox'</p> <p>Make gingerbread men and decorate. Tell the story of the gingerbread man, encouraging children to join in. Find out about real foxes in information books. Talk about the meaning of female and male.</p>	<p>The Gingerbread Man (various) Rosie's Walk (Pat Hutchins)</p> <p>Did I See a Fox?</p>	<p>Food and harvest Traditional tales Animals and babies</p>
<p>Y y /y/</p>		<p>Practice different 'feelings' sounds' e.g. yawn, laugh, frown. Name and describe feelings and pull different faces.</p>	<p>'You <b>yawn</b> when you are tired'</p> <p>Think about bedtime routines. Use vocabulary such as first, next, then. Talk about how sleep keeps us healthy, and link to other work on keeping healthy, such as exercise and hygiene.</p>	<p>Maisy's Bedtime (Lucy Cousins)</p> <p>Now the Day is Over Sleep Little Child There Were Ten in a Bed (start and end with a big yawn) Diddle Diddle Dumpling</p>	<p>Keeping healthy All about me</p>
<p>Z z /z/</p>		<p>Talk about zebras and how they are similar, and different, from horses. Every zebra has a different pattern of stripes. Make zigzag patterns in the air and with crayons, chalk or paint on paper whilst saying the sound "z" (/z/ not zed).</p>	<p>'Zebras <b>zoom</b> and make <b>zigzag tracks</b>'</p> <p>Focus on stripy things and stripy patterns. Paint stripy pictures. Talk about how zebras use their stripes to hide in grass. Make collages of stripy jungle animals eg zebra, tiger, snake. Learn more about zebras from information books.</p>	<p>Who's Tail? (Sam Lloyd)</p> <p>Song: Daddy's taking us to the zoo tomorrow (various versions)</p>	<p>Jungle Animals and birds</p>