



























We are learning about letter shapes and sounds using key picture-words and actions.

capital letters	lower case letters	sounds and key pictures	see the letters, say the sounds and do the actions
A	a	/a/ 	See the letter 'a' and say /a/. Mime the eating of an apple held in your hand. Say /a/ as your mouth opens wide to take a bite of the apple. Write the lower case letter shape in the air.
B	b	/b/ 	See the letter 'b' and say /b/. Pretend to swing a bat as you hit an imaginary ball. Write the lower case letter shape in the air.
C	c	/k/ 	See the letter 'c' and say /k/. Pretend to trace the head of the cat from ear to chin (on the left). This can make a 'c' letter shape in the air. Write the lower case letter shape in the air.
D	d	/d/ 	See the letter 'd' and say /d/. Pretend to dig a hole with a spade. Write the lower case letter shape in the air.
E	e	/e/ 	See the letter 'e' and say /e/. Pretend to crack an egg. Tap it once on the side of an imaginary bowl and then split the shell open to let the egg plop out. Write the lower case letter shape in the air.
F	f	/f/ 	See the letter 'f' and say /f/. Pretend to hold a feather gently with your fingers. Flap the feather below your chin as if you are tickling your chin with the soft feather. Write the lower case letter shape in the air.

G	g	/g/ 	See the letter 'g' and say /g/. Choose an action with the hands to indicate a girl doing a hairstyle such as plaiting a long side plait. <i>Write the lower case letter shape in the air.</i>
H	h	/h/ 	See the letter 'h' and say /h/. Pretend to pull on a hat firmly around your ears. Please note: This letter sound is little more than a breath. <i>Write the lower case letter shape in the air.</i>
I	i	/i/ 	See the letter 'i' and say /i/. 'Walk' the fingers of your hand from your ankle up towards your knee as if an insect is crawling up your leg. <i>Write the lower case letter shape in the air.</i>
J	j	/j/ 	See the letter 'j' and say /j/. Pretend to pick up a jug by its handle and pour out some juice. <i>Write the lower case letter shape in the air.</i>
K	k	/k/ 	See the letter 'k' and say /k/. Place the palm of one hand over the top of the other hand which is in a fist shape - like a kit box with a lid. Move your top hand to represent the lid of the box being opened and say /k/. <i>Write the l.c. letter shape in the air.</i>
L	l	/l/ 	See the letter 'l' and say /l/. This sound is closer to "ul" than "luh". Pretend to climb up the rungs of the ladder using arms and legs. <i>Write the lower case letter shape in the air.</i>
M	m	/m/ 	See the letter 'm' and say /m/. Pretend to study a map. Look as if you are deep in thought whilst saying "m". <i>Write the lower case letter shape in the air.</i>

N	n	/n/ 	See the letter 'n' and say /n/. Pretend that you are holding a big ball in your hands. Throw it in the net as you say the quiet sound /n/ with the effort of the throw. Write the lower case letter shape in the air.
O	o	/o/ 	See the letter 'o' and say /o/. Curve the palm of your hand as if holding an orange and use your other hand to peel the orange. Write the lower case letter shape in the air.
P	p	/p/ 	See the letter 'p' and say /p/. Pretend that you are holding a frying pan in your hand and say the quiet sound /p/ as you toss a pancake up in the air. Write the lower case letter shape in the air.
QU	qu	/kw/ 	See the letters 'qu' and say /kw/. Pretend to place your crown on your head and look very regal. Please note: The sound /kw/ is really two sounds /k/ + /w/ blended together. Write the l.c. letter shapes in the air.
R	r	/r/ 	See the letter 'r' and say /r/. Wrinkle up your nose and wriggle it whilst looking around for food. Please note: The sound /r/ is closer to "er" rather than "ruh". Write the lower case letter shape in the air.
S	s	/s/ 	See the letter 's' and say /s/. Make a slithery snake movement with your hand – like the 's' shape. Write the lower case letter shape in the air.
T	t	/t/ 	See the letter 't' and say /t/ quietly - not "tuh". Hold your arms open wide at first and then fold them to hug an imaginary teddy. Write the lower case letter shape in the air.

<p>U</p>	<p>u</p>	<p>/u/ </p>	<p>See the letter 'u' and say /u/. Pretend that you are holding an umbrella. Hold the handle with one hand and 'push up' the umbrella with the other. Write the lower case letter shape in the air.</p>
<p>V</p>	<p>v</p>	<p>/v/ </p>	<p>See the letter 'v' and say /v/. Pretend to hold a violin and draw the bow across the strings. Feel the vibrations on your bottom lip when you say the /v/ sound. Vibrations are also made when a violin is played. Write the l.c. letter shape in the air.</p>
<p>W</p>	<p>w</p>	<p>/w/ </p>	<p>See the letter 'w' and say /w/. Move your hands and arms alternately as if you are walking through a spider's web. Please note: Try saying the sound /w/ closer to an "oo" sound than "wuh". Write the l.c. letter shape in the air.</p>
<p>X</p>	<p>x</p>	<p>/ks/ </p>	<p>See the letter 'x' and say /ks/. Cross your straight hands to make an 'x' shape. Place this shape on your head to make the fox's ears. Please note: This sound /ks/ is really two sounds /k/ + /s/ blended together. Write the l.c. letter shape in the air.</p>
<p>Y</p>	<p>y</p>	<p>/y/ </p>	<p>See the letter 'y' at the beginning of a word, and say /y/. Stretch your arms and yawn. Write the lower case letter shape in the air.</p>
<p>Z</p>	<p>z</p>	<p>/z/ </p>	<p>See the letter 'z' and say /z/. Write a 'z' shape like a zebra making a zig-zag trail as it runs back and forth. Draw attention to the initial left-to-right movement which makes the top horizontal line of the letter 'z'. Write the l.c. letter shape in the air.</p>
<p>Children see capital letters everywhere. They are code for the same sounds as the lower case letters. Teach the <i>sounds</i> before <i>letter names</i> so that children can say the sounds and blend them for reading words.</p>	<p>Teach children to write the lower case letters <i>before</i> capital letters. Children can learn the 'starting points' and 'directionality' for writing the letter shapes through writing in the air at first.</p>	<p>The use of slash marks /.../ helps to show which 'sounds' are meant, not the letter shapes. Identifying sounds as part of whole spoken words teaches awareness of sounds in speech.</p>	<p>To say a sound quickly in response to seeing the letter shape/s is an essential sub-skill for decoding words. No key picture-words and actions are necessary to learn letter shapes and sounds. Children can find it very helpful to learn through fun, age-appropriate multi-sensory activities to focus them on the core learning. Aids to memory activities are <i>just a means to an end</i> to achieve the target above.</p>